

Limited Review Report on unaudited quarterly Standalone Financial Results and Standalone year-to-date results of RKEC Projects Limited under Regulation 33 of the SEBI (Listing Obligations and Disclosure Requirements) Regulations, 2015

To

The Board of Directors
RKEC Projects Limited

1. We have reviewed the accompanying statement of unaudited Standalone financial results of M/s. RKEC Projects Limited (the "Company") for the quarter ended 30th June 2024 and year-to-date results for the period from 1st April 2024 to 30th June 2024 (the "Statement"), being submitted by the company pursuant to the requirement of Regulation 33 of the SEBI (Listing Obligations and Disclosure Requirements) Regulations, 2015 as amended.
2. The Statement which is the responsibility of the Company's Management and has been approved by the Board of Directors of the Company, had been prepared in accordance with the recognition and measurement principles as laid down under Indian Accounting Standard 34 - Interim Reporting (the "Ind AS 34") prescribed under Sec 133 of the Companies Act 2013 read with relevant rules issued there under and other accounting principles generally accepted in India. Our responsibility is to issue a report on the statement based on our review on the basis of information produced before us.
3. We conducted our review of the Statement in accordance with the Standard on Review Engagement (SRE) 2410, "Review of Interim Financial Information performed by the Independent Auditor of the Entity", issued by the Institute of Chartered Accountants of India. This standard requires that we plan and perform the review to obtain moderate assurance as to whether the statement is free of material misstatement. A review is limited primarily to inquiries of Company personnel and analytical procedure applied to financial data and thus provides less assurance than an audit. We had performed a Limited Review Audit and, accordingly we do not express an audit opinion.

4. Based on review conducted as above, nothing has come to our attention that causes us to believe that the accompanying Statement of Unaudited Financial Results prepared in accordance with applicable Ind AS specified under Sec 133 of the Companies Act 2013 as amended, read with relevant rules issued there under and other recognised accounting practices and policies has not disclosed in terms of Regulation 33 of the SEBI (Listing Obligations and Disclosure Requirements), Regulations, 2015, including the manner in which it is to be disclosed, or that it contains any material misstatement.

Place: Visakhapatnam
Date: 13th August 2024

For SARC & Associates
Chartered Accountants


(A. Chandra Sekhar)
Founder Partner
M.No. 206704



UDIN: 24206704 BRBMVK 3134

RKEC Projects Limited

Registered office 10-12-1 ,3rd floor Rednam Alcazar , Redbam Gardens oppsbi main branch, Visakhapatnam-530002

Un Audited Standalone Financial Results for the Qtr ended 30th Jun 2024

Statement of Profit and Loss

Rupees in lacs

Sl. No.	Particulars	For The Quarter ended			For the Year Ended	
		30th June 2024 Un Audited	31.03.2024	Audited	30th June 2023 Un Audited	31.03.2024 Audited
1	Revenue from Contracts	8,467.35		14,011.63	3847.474059	34,108.98
2	Other Income	17.08		244.92	14.00109	358.03
3	Total (1+2)	8,484.42		14,256.55	3,861.48	34,467.00
4	Expenses					
	a) Operating expenses	5,909.72		11,390.22	2,232.31	24,890.18
	b) Impairment of Financial Instruments					
	c) Employee Benefit expenses	668.12		627.25	489.92	2,162.64
	d) Finance Costs	415.30		472.56	236.75	1,457.86
	e) Depreciation and amortisation expenses	214.36		206.36	198.89	811.64
	f) Other expenses	546.11		693.58	303.21	2,330.76
	Total exepeses (4)	7,753.60		13,389.97	3,461.08	31,653.08
5	Profit before exceptional items (3-4)	730.82		866.58	400.40	2,813.93
6	Exceptional Items					
7	Profit before Tax (5-6)	730.82		866.58	400.40	2,813.93
8	Tax expenses					
	(a) Current Tax	183.64		186.49	102.60	699.99
	(a) Deferred Tax	15.75		134.98	41.10	127.32
	Total Tax Expenses	199.39		321.47	143.70	827.31
9	Profit (7-8)	531.43		545.11	256.69	1,986.62
10	Other Comprehensive Income , net of income Tax					
(a) (i)	Items that will not be reclassified to profit or loss					
	Income tax relating to Items that will not be					
(ii)	classified to profit or loss					
(b) (i)	Items that will be reclassified to profit or loss					
	Income tax relating to Items that will be classified					
(ii)	to profit or loss					
	Total other comprehensive Income, net of income tax					
11	Total Comprehensive Income / (loss) for the period (9+10)	531.43		545.11	256.69	1,986.62
12	Paid up Equity Share capital (Face value of Rs. 10 each)	2,399.00		2,399.00	2,399.00	2,399.00
13	Paid up debt capital/ Outstanding debt	Nil	Nil	Nil	Nil	Nil
14	Earning per share					
	(1) Basic (In Rs.)	2.22		2.27	1.07	8.28
	(2) Diluted (In Rs.)	2.23		2.27	1.07	8.28

In Terms of our report of even date annexed

for SARC & Associates
Chartered Accountants
FRN : 00605N

Chandra Sekhar Akula
Partner
Membership No. 206704
UDIN: 24206704BKB



for and on behalf of board of directors of
RKEC Projects Limited

G.Venkata Ramnohan
Whole Time Director
DIN: 06602693

Deepika Rathi
Deepika Rathi



Company Secretary

Dt:13-08-2024
Visakhapatnam

RKEC PROJECTS LIMITED				
UN AUDITED STANDALONE STATEMENT OF PROFIT AND LOSS FOR THE YEAR ENDED				
30.06.2024				
	Particulars	Note . No.	Figures as at 30.06.2024	Figures as at 31.03.2024
I	Revenue From Contracts	21	8,467.35	34,108.98
II	Other Income	22	17.08	358.03
III	Total Income (I+II)		8,484.42	34,467.00
IV	Expenses			
	Cost of Materials Consumed	23	5,899.77	15,394.63
	Operational Expenses	24	3,016.59	10,068.98
	Purchases of Stock-in-Trade		-	-
	Changes in Inventories of Work-in-Progress	25	-3,006.63	-573.43
	Employee Benefits Expenses	26	668.12	2,162.64
	Finance Costs	27	415.30	1,457.86
	Depreciation and Amortisation Expense	2	214.36	811.64
	Other Expenses	28	546.11	2,330.76
	Total Expenses (IV)		7,753.60	31,653.08
	Profit/(Loss) before exceptional items and tax (I-IV)		730.82	2,813.93
V	Exceptional Items			
VII	Profit/(Loss) before tax (V-VI)		730.82	2,813.93
VIII	Tax expense			
	(1) Current Tax		183.64	685.51
	(2) Tax Expense for earlier years		-	14.48
	(3) Deferred Tax		15.75	127.32
	Total Tax Expense		199.39	827.31
IX	Profit/(Loss) for the period from continuing operations (VII-VIII)		531.43	1,986.62
X	Profit/(Loss) from discontinued operations		-	-
XI	Tax expense of discontinued operations		-	-
XII	Profit/(Loss) from discontinued operations (after tax) (X-XI)		-	-
XIII	Profit/(Loss) for the period (IX+XII)		531.43	1,986.62
XVI	Earnings per share (for continuing operations)	29		
	(i) Basic		2.22	8.28
	(ii) Diluted		2.22	8.28

In Terms of our report of even date annexed

for SARC & Associates
Chartered Accountants
FRN : 006085N



Chandra Sekhar Akula
Partner

Membership No. 206704

UDIN: 24206704BKBMVK3134

Dt: 13-08-2024

Visakhapatnam

for and on behalf of board of directors of
RKEC Projects Limited

G.Venkata Rammohan
Whole Time Director
DIN: 06602693

Deepika Rathi

Company Secretary



RKEC Projects Limited

GST No. : 37AACCR9682A1Z8

10-12-1, 3rd Floor, Rednam Alcazar, Rednam Gardens, Opp. SBI Main Branch, Visakhapatnam-530 002

M: 0891-2574517 Tele Fax: 0891-2574703 Email: info@rkecprojects.com, Website: www.rkecprojects.com



UN AUDITED STANDALONE BALANCE SHEET AS AT 30-06-2024

Amount in Lacs

Particulars	Note. No.	Figures as at 30-06-2024	Figures as at 03-2024	31-
ASSETS				
Non- Current Assets				
a) Property, Plant and Equipment	2	5,595.83		5,346.19
b) Capital Work-in-Progress		2,940.83		2,782.74
c) Investment Property		-		-
d) Goodwill		-		-
e) Other Intangible Assets	3	-		-
f) Intangible Assets under Development		-		-
e) Biological Assets other than Bearer Plants		-		-
h) Financial Assets		-		-
i) Investments	4	-		-
ii) Trade Receivables		-		-
iii) Loans		-		-
iv) Others (to be specified)		-		-
i) Deferred tax Assets	5	-		-
j) Other Non- Current Assets		-		-
		8,536.66		8,128.93
Current Assets				
a) Inventories	6	13,562.15		11,062.00
b) Financial Assets		-		-
i) Investments		-		-
ii) Trade Receivables	7	16,319.74		17,537.54
iii) Cash and cash equivalents	8	377.71		606.20
iv) Bank balances other than (iii) a	9	2,858.44		2,745.61
v) Loans	10	230.02		210.64
vi) Others (to be specified)		-		-
c) Current tax Assets (Net)		-		-
d) Other Current Assets	11	2,989.29		2,757.65
		36,337.35		34,919.63
Total Assets		44,874.01		43,048.56

RKEC Projects Limited

GST No. : 37AACCR9682A1Z8

10-12-1, 3rd Floor, Rednam Alcazar, Rednam Gardens, Opp. SBI Main Branch, Visakhapatnam-530 002
M: 0891-2574517 Tele Fax: 0891-2574703 Email: info@rkecprojects.com, Website: www.rkecprojects.com

EQUITY AND LIABILITIES			
Equity			
a) Equity Share Capital	12	2,399.06	2,399.06
b) Other Equity	13	14,975.32	14,443.89
		17,374.38	16,842.95
Liabilities			
Non- Current Liabilities			
a) Financial Liabilities			
i) Borrowings	14	3,854.58	4,032.43
ii) Trade Payables		-	-
iii) Other Financial Liabilities (other than those specified in item (b) above, to be specified)		-	-
b) Provisions	15	147.33	147.33
c) Deferred tax Liabilities (Net)		96.61	80.86
d) Other Non- Current Liabilities		-	-
		4,098.52	4,260.62
Current Liabilities			
a) Financial Liabilities			
i) Borrowings	16	10,738.73	9,866.01
ii) Trade Payables	17	7,854.86	7,739.12
iii) Other Financial Liabilities (other than those specified in item (C)	18	1,220.70	1,129.00
b) Other Current Liabilities	19	2,804.59	2,613.39
c) Provisions	20	782.23	597.46
d) Current tax Liabilities (Net)		-	-
		23,401.11	21,944.98
Total Equity and Liabilities		44,874.01	43,048.56

See accompanying notes to financial statements

In Terms of our report of even date annexed

for SARC & Associates
Chartered Accountants
FRN : 006085N

Chandra Sekhar Akula
Partner

Membership No. 206704

UDIN: 24206704BkBMVK3134

Dt:13-08-2024

Visakhapatnam



for and on behalf of board of directors of
RKEC Projects Limited

G Venkata Rammohan

Whole Time Director

DIN: 06602693

Deepika Rath

Company Secretary




RKEC Projects Limited

GST No. : 37AACCR9682A1Z8

10-12-1, 3rd Floor, Rednam Alcazar, Rednam Gardens, Opp. SBI Main Branch, Visakhapatnam-530 002
M: 0891-2574517 Tele Fax: 0891-2574703 Email: info@rkecprojects.com, Website: www.rkecprojects.com

**RKEC PROJECTS LIMITED****STANDALONE UN AUDITED CASH FLOW STATEMENT FOR THE YEAR ENDED 30.06.2024**

Particulars	Amount in Lacs	
	Figures as at 30-06-2024	Figures as at 31-03-2024
Cash flow from Operating Activities		
Profit before Tax	730.82	2,813.93
Adjustments for	-	-
Depreciation	214.36	811.64
Loss/(Profit) from Joint Venture	-	-
Loss/(Profit) on Sale of Fixed Assets	-	-
Interest Expense	415.30	1,457.86
Interest Income	-17.08	-158.57
Operating Profit before Working Capital changes	1,343.40	4,924.86
Adjustments for	-	-
Increase/(Decrease) in Trade Payables	115.74	333.31
Increase/(Decrease) in Long Term Provisions	-	-3.11
Increase/(Decrease) in Short Term Provisions	184.76	-403.98
Increase/(Decrease) in Other Fiancial Liabilities	91.70	630.57
Increase/(Decrease) in Other Current Liabilities	191.21	-855.32
(Increase)/Decrease in Trade Receivables	1,217.80	-1,462.96
(Increase)/Decrease in Inventories	-2,500.16	-1,814.56
(Increase)/Decrease in Short Term Loans and Advances	-19.38	-12.17
(Increase)/Decrease in Other Current Assets	-231.65	1,087.91
(Increase)/Decrease in Deferred Tax Assets	15.75	127.32
Cash (used) in/generated from Operations	409.17	2,551.86
Income Taxes paid	-199.39	-827.31
Net Cash from Operating Activities	209.78	1,724.56
Cash Flow from Investing Activities	-	-
Purchase of Fixed Assets, including Intangible Assets, CWIP and Capital Advances	-465.41	-747.12
CWIP	-158.08	-1,862.90
Investment in Joint Venture	-	-
Profi/(Loss) from Joint Venture	-	-
Proceeds from Sale of Fixed Assets	1.40	-
Bank Balances not considered as Cash and Cash Equivalents	-112.83	-656.54
Interest Received	17.08	158.57
Net Cash from Investing Activities	-717.85	-3,107.99
Cash Flow from Financing Activities	-	-
Proceeds from (Repayment of) Long Term Borrowings	-177.85	-253.84
Proceeds from (Repayment of) ShortTerm Borrowings	872.72	3,029.64
Dividend(Interim) paid during the year (including Dividend Distribution Tax)	-	-
Interest Paid	-415.30	-1,457.86
Net Cash from Financing Activities	279.58	1,317.94
Net Increase/(Decrease) in Cash and Cash Equivalents	-228.49	-65.50
Cash and Cash Equivalents at the beginning of the year	606.20	671.70
Cash and Cash Equivalents at the end of the year	377.71	606.20

**RKEC Projects Limited**

GST No. : 37AACCR9682A1Z8



Notes:

- 1 The Un Audited Standard alone Financial statements for the Year ended 30th Jun 2024 have been reviewed and recommended by the Audit committee at its meeting held on 13 th Aug , 2024. The Statutory Auditor has given their report on the Un Audited Financial for the Qtr ended 30th Jun 2024 which reviewed by the audit committee and the board on 13th Aug 2024.
- 2 The statutory auditors have carried out an un Audit of the standalone financial results as required under Regulation 33 of the SEBI Listing Obligations and Disclosure Requirements, 2015 ("Listing Regulations") and have issued an unmodified opinion thereon.
- 3 The Company elected to exercise the option permitted under section 115BAA of the Income Tax Act, 1961 as introduced by the Taxation Laws (Amendment) Ordinance, 2019. Accordingly, the Company has recognised provision for Income Tax and remeasured its deferred tax assets and liabilities, basis the rate prescribed in the said section.
- 4 There is a common CODM assesses the internal reports of all the projects that the company is undertaking and accordingly the resource allocation and the key decisions are being handled. Also that there is a commonality involved in all the projects that the company is undertaking with respect to the nature of the work, technicality involved, expertise etc., in view of the same, no separate reportable segments are identified by the Management for the purpose of reporting in the Financial statements.
- 5 The figures for the quarter ended Jun 30 th , 2024 are the balancing figures between audited figures for Year Ended March 31, 2024 and the unaudited figures for the quarter Ended 30 th Jun, 2024
- 6 The figures for the previous period have been regrouped / rearranged where ever consider necessary to confirm current period classification.
- 7 Contingent Liabilities As on 31st March 2023: As per Audited Financials contingent liabilities was Rs.27.56 cr. The company got a favorable order in appeal against VAT/Services Tax Rs 9.37 Cr. Further a favorable order from CESTAT a sum of Rs. 9.37 cr & Favourable order in appeal relating to Service Tax Rs 5.92 cr . There is a reduction in the contingent liabilities to the tune of 24.66 cr as on 31st Mar 2023. This is a positive point towards credit rating / financial positive strength and borrowing powers for the company.

In Terms of our report of even date annexed

for SARC & Associates

Chartered Accountants

FRN : 006085N

Chandra Sekhar Akula
Partner

Membership No. 206704

UDIN: 24206704 BKBMVK 3134

Dt:13-08-2024

Visakhapatnam

for and on behalf of board of directors of
RKEC Projects Limited

G.Venkata Rammanan

Whole Time Director

DIN: 06602693

Deepika Rathi

Company Secretary



Limited Review Report on unaudited quarterly Consolidated Financial Results and Consolidated year-to-date results of RKEC Projects Limited under Regulation 33 of the SEBI (Listing Obligations and Disclosure Requirements) Regulations, 2015

To

The Board of Directors
RKEC Projects Limited

1. We have reviewed the accompanying statement of unaudited consolidated financial results of M/s. RKEC Projects Limited (the "Company") for the quarter ended 30th June 2024 (the "Statement") and year-to-date results for the period from 1st April 2024 to 30th June 2024 being submitted by the company pursuant to the requirement of Regulation 33 of the SEBI (Listing Obligations and Disclosure Requirements) Regulations, 2015 as amended (Listing Regulations)
2. The Statement which is the responsibility of the Company's Management and has been approved by the Board of Directors of the Company, had been prepared in accordance with the recognition and measurement principles as laid down under Indian Accounting Standard 34 – Interim Financial Reporting (the "Ind AS 34") prescribed under Sec 133 of the Companies Act 2013 read with relevant rules issued there under and other accounting principles generally accepted in India and compliance with Regulation 33 of the Listing Regulations Our responsibility express a conclusion on the statement based on our review.
3. We conducted our review of the Statement in accordance with the Standard on Review Engagement (SRE) 2410, "Review of Interim Financial Information performed by the Independent Auditor of the Entity", issued by the Institute of Chartered Accountants of India. A review of interim financial information consists of making enquires, primarily persons responsible for financial and accounting matters and applying analytical and other review procedures. A review is substantially less in scope than an audit conducted in accordingly Standards on Auditing and consequently does not enable us to obtain assurance that we would become aware of all significant matters that might be identified in an audit. Accordingly we don't express an audit opinion

(2)

4. Based on review conducted as above, nothing has come to our attention that causes us to believe that the accompanying Statement of Unaudited Financial Results prepared in accordance with applicable Ind AS specified under Sec 133 of the Companies Act 2013 as amended, read with relevant rules issued there under and other recognised accounting practices and policies has not disclosed in terms of Regulation 33 of the SEBI (Listing Obligations and Disclosure Requirements), Regulations, 2015, including the manner in which it is to be disclosed, or that it contains any material misstatement.

Place: Visakhapatnam
Date: 13th August 2024

For SARC & Associates
Chartered Accountants



(A.Chandra Sekhar)
Founder Partner
M.No. 206704



UDIN: 24 206704 BKBM VJ4304



Sl. No.	Particulars	For The Quarter ended			For the Year Ended	
		Quartered ended 30 th Jun 2024 Audited	31.03.2024 Audited	Quartered ended 30 th Jun 2023 Audited	Year ended March 2024	31st Audited
1	Revenue from Operations	8,467.35	15,133.25	3,851.98		35,277.32
2	Other Income	17.08	247.95	14.00		361.06
3	Total (1+2)	8,484.42	15,381.21	3,865.98		35,638.38
4	Expenses					
	a) Operating expenses	5,909.68	12,513.00	2,236.82		26,048.82
	b) Impairment of Financial Instruments					
	c) Employee Benefit expenses					
	d) Finance Costs	668.12	627.25	489.92		2,162.64
	e) Depreciation and amortisation expenses	415.30	470.50	236.75		1,457.86
	f) Other expenses	214.36	206.36	198.89		811.64
	Total expenses (4)	546.11	693.69	303.21		2,333.87
5	Profit before exceptional items (3-4)	7,753.57	14,510.79	3,465.58		32,814.83
6	Exceptional Items	730.86	870.42	400.40		2,823.55
7	Profit before Tax (5-6)					
8	Tax expenses	730.86	870.42	400.40		2,823.55
	(a) Current Tax	183.65	185.47	102.60		700.46
	(b) Deferred Tax	15.75	134.98	17.94		127.32
9	Total Tax Expenses	199.40	320.45	120.54		827.77
	Profit (7-8)	531.46	549.96	279.86		1,995.78
10	Other Comprehensive Income, net of income Tax					
	Items that will not be reclassified to profit or loss					
(a) (i)	Income tax relating to Items that will not be classified to profit or loss					
(ii)						
(b) (i)	Items that will be reclassified to profit or loss					
(ii)	Income tax relating to Items that will be classified to profit or loss					
	Total other comprehensive Income, net of income tax					
11	Total Comprehensive Income / (loss) for the period (9+10)	531.46	549.96	279.86		1,995.78
12	Paid up Equity Share capital (Face value of Rs. 10 each)	2,399.00	2,399.00	2,399.00		2,399.00
13	Paid up debt capital/ Outstanding debt	Nil	Nil	Nil		Nil
14	Earning per share					
	(1) Basic (In Rs.)	2.22	2.29	1.17		8.32
	(2) Diluted (In Rs.)	2.22	2.29	1.17		8.32

In Terms of our report of even date annexed

for SARC & Associates
Chartered Accountants
FRN : 006085NChandra Sekhar Akula
Partner

Membership No. 206704

UDIN: 24206704BKBMV54304

Dt: 13-08-2024
Visakhapatnamfor and on behalf of board of directors of
RKEC Projects LimitedG.Venkata Rampradhan
Whole Time Director
DIN: 06602693Deepika Rathi
Company Secretary

RKEC Projects Limited

GST No. : 37AACC9682A1Z8

Regd. Office : # 10-12-1, 3rd Floor, Rednam Alcazar, Rednam Gardens, Opp. SBI Main Branch, Visakhapatnam-530 002
M: 0891-2574517 Tele Fax: 0891-2574703 Email: info@rkecprojects.com, Website: www.rkecprojects.com



Sl. No.	Particulars	For The Quarter ended			For the Year Ended	
		Quartered ended 30 th Jun 2024 Audited	31.03.2024 Audited	Quartered ended 30 th Jun 2023 Audited	Year ended March 2024	31st Audited
1	Revenue from Operations	8,467.35	15,133.25	3,851.98		35,277.32
2	Other Income	17.08	247.95	14.00		361.06
3	Total (1+2)	8,484.42	15,381.21	3,865.98		35,638.38
4	Expenses					
	a) Operating expenses	5,909.68	12,513.00	2,236.82		26,048.82
	b) Impairment of Financial Instruments					
	c) Employee Benefit expenses	668.12	627.25	489.92		2,162.64
	d) Finance Costs	415.30	470.50	236.75		1,457.86
	e) Depreciation and amortisation expenses	214.36	206.36	198.89		811.64
	f) Other expenses	546.11	693.69	303.21		2,333.87
	Total expenses (4)	7,753.57	14,510.79	3,465.58		32,814.83
5	Profit before exceptional items (3-4)	730.86	870.42	400.40		2,823.55
6	Exceptional Items					
7	Profit before Tax (5-6)	730.86	870.42	400.40		2,823.55
8	Tax expenses					
	(a) Current Tax	183.65	185.47	102.60		700.46
	(b) Deferred Tax	15.75	134.98	17.94		127.32
	Total Tax Expenses	199.40	320.45	120.54		827.77
9	Profit (7-8)	531.46	549.96	279.86		1,995.78
10	Other Comprehensive Income, net of income Tax					
	Items that will not be reclassified to profit or loss					
(a) (i)	Income tax relating to Items that will not be classified to profit or loss					
(ii)						
	Items that will be reclassified to profit or loss					
(b) (i)	Income tax relating to Items that will be classified to profit or loss					
(ii)						
	Total other comprehensive Income, net of income tax					
11	Total Comprehensive Income / (loss) for the period (9+10)	531.46	549.96	279.86		1,995.78
12	Paid up Equity Share capital (Face value of Rs. 10 each)	2,399.00	2,399.00	2,399.00		2,399.00
13	Paid up debt capital/ Outstanding debt	Nil	Nil	Nil		Nil
14	Earning per share					
	(1) Basic (In Rs.)	2.22	2.29	1.17		8.32
	(2) Diluted (In Rs.)	2.22	2.29	1.17		8.32

In Terms of our report of even date annexed

for SARC & Associates
Chartered Accountants
FRN : 006085N

Chandra Sekhar Akula
Partner
Membership No. 206704
UDIN: 24206704BKBMVJ4304



for and on behalf of board of directors of
RKEC Projects Limited


G.Venkata Rammoohan
Whole Time Director
DIN: 06602693

Deepika Rathi
Company Secretary



RKEC Projects Limited
GST No. : 37AACCR9682A1Z8

RKEC PROJECTS LIMITED				
RKEC PROJECTS LTD UN AUDITED CONSOLIDATED BALANCE SHEET AS AT 30.06.2024				
Amount in Lacs				
Particulars	Note. No.	Figures as at 30-06-2024	Figures as at 03-2024	31-
ASSETS				
Non- Current Assets				
a) Property, Plant and Equipment	2	5,595.83		5,346.19
b) Capital Work-in-Progress		2,940.83		2,782.74
c) Investment Property		-		-
d) Goodwill		-		-
e) Other Intangible Assets	3	-		-
f) Intangible Assets under Development		-		-
e) Biological Assets other than Bearer Plants		-		-
h) Financial Assets		-		-
i) Investments	4	-		-
ii) Trade Receivables		-		-
iii) Loans		-		-
iv) Others (to be specified)		-		-
i) Deferred tax Assets	4	-		-
j) Other Non- Current Assets		-		-
		8,536.66		8,128.93
Current Assets				
a) Inventories	5	13,562.15		12,045.79
b) Financial Assets		-		-
i) Investments		-		-
ii) Trade Receivables	6	16,319.74		17,537.54
iii) Cash and cash equivalents	7	378.50		1,304.74
iv) Bank balances other than (iii) a	8	2,858.44		2,745.61
v) Loans	9	230.02		210.64*
vi) Others (to be specified)		-		-
c) Current tax Assets (Net)		-		-
d) Other Current Assets	10	4,985.59		4,637.85
		38,334.44		38,482.16
Total Assets		46,871.09		46,611.09




RKEC Projects Limited

GST No. : 37AACCR9682A1Z8

Regd. Office : # 10-12-1, 3rd Floor, Rednam Alcazar, Rednam Gardens, Opp. SBI Main Branch, Visakhapatnam-530 002
M: 0891-2574517 Tele Fax: 0891-2574703 Email: info@rkecprojects.com, Website: www.rkecprojects.com

EQUITY AND LIABILITIES			
Equity			
a) Equity Share Capital	11	2,399.06	2,399.06
b) Other Equity	12	14,997.67	14,466.21
		17,396.73	16,865.27
Liabilities			
Non- Current Liabilities			
a) Financial Liabilities			
i) Borrowings	13	3,854.58	4,032.43
ii) Trade Payables			
iii) Other Financial Liabilities (other than those specified in item (b) above, to be specified)			
b) Provisions	14	147.33	147.33
c) Deferred tax Liabilities (Net)		96.61	80.86
d) Other Non- Current Liabilities			
		4,098.52	4,260.62
Current Liabilities			
a) Financial Liabilities			
i) Borrowings	15	10,738.73	9,866.01
ii) Trade Payables	16	7,931.23	7,733.89
iii) Other Financial Liabilities (other than those specified in item (C))	17	1,220.70	1,129.00
b) Other Current Liabilities	18	4,701.94	6,157.35
c) Provisions	19	783.25	598.95
d) Current tax Liabilities (Net)		-	-
		25,375.85	25,485.20
Total Equity and Liabilities		46,871.09	46,611.09

See accompanying notes to financial statements

In Terms of our report of even date annexed

for SARC & Associates
Chartered Accountants
FRN : 006085N

Chandra Sekhar Akula
Partner

Membership No. 206704

UDIN: 24206704BKBMVJ4304

Dt: 13 -08-2024

Visakhapatnam



for and on behalf of board of directors of
RKEC Projects Limited

G.Venkata Rammohan

Whole Time Director

DIN: 06602693

Deepika Rathi

Company Secretary

Deepika Rathi

[Handwritten signature]



RKEC Projects Limited

GST No. : 37AACCR9682A1Z8

Regd. Office : # 10-12-1, 3rd Floor, Rednam Alcazar, Rednam Gardens, Opp. SBI Main Branch, Visakhapatnam-530 002

M: 0891-2574517 Tele Fax: 0891-2574703 Email: info@rkecprojects.com, Website: www.rkecprojects.com



RKEC Projects Limited

Registered office 10-12-1,3rd floor Rednam Alcazar , Redbam Gardens oppsbi main branch, Visakhapatnam-530002

Un Audited Consolidated Financial Results for the Qtr ended 30th Jun 2024

Statement of Profit and Loss

Rupees in lacs

Sl. No.	Particulars	For The Quarter ended			For the Year Ended	
		Quartered ended 30 th Jun 2024 Audited	31.03.2024 Audited	Quartered ended 30 th Jun 2023 Audited	Year ended March 2024	31st Audited
1	Revenue from Operations	8,467.35	15,133.25	3,851.98		35,277.32
2	Other Income	17.08	247.95	14.00		361.06
3	Total (1+2)	8,484.42	15,381.21	3,865.98		35,638.38
4	Expenses					
	a) Operating expenses	5,909.68	12,513.00	2,236.82		26,048.82
	b) Impairment of Financial Instruments		-			
	c) Employee Benefit expenses	668.12	627.25	489.92		2,162.64
	d) Finance Costs	415.30	470.50	236.75		1,457.86
	e) Depreciation and amortisation expenses	214.36	206.36	198.89		811.64
	f) Other expenses	546.11	693.69	303.21		2,333.87
	Total exepeses (4)	7,753.57	14,510.79	3,465.58		32,814.83
5	Profit before exceptional items (3-4)	730.86	870.42	400.40		2,823.55
6	Exceptional Items		-			
7	Profit before Tax (5-6)	730.86	870.42	400.40		2,823.55
8	Tax expenses					
	(a) Current Tax	183.65	185.47	102.60		700.46
	(b) Deferred Tax	15.75	134.98	17.94		127.32
	Total Tax Expenses	199.40	320.45	120.54		827.77
9	Profit (7-8)	531.46	549.96	279.86		1,995.78
10	Other Comprehensive Income , net of income Tax					
(a) (i)	Items that will not be reclassified to profit or loss					
(ii)	Income tax relating to Items that will not be clasified to profit or loss					
(b) (i)	Items that will be reclassified to profit or loss					
(ii)	Income tax relating to Items that will be clasified to profit or loss					
	Total other comprehensive Income, net of income tax					
11	Total Comprehensive Income / (loss) for the period (9+10)	531.46	549.96	279.86		1,995.78
12	Paid up Equity Share capital (Face value of Rs. 10 each)	2,399.00	2,399.00	2,399.00		2,399.00
13	Paid up debt capital/ Outstanding debt	Nil	Nil	Nil		Nil
14	Earning per share					
	(1) Basic (In Rs.)	2.22	2.29	1.17		8.32
	(2) Diluted (In Rs.)	2.22	2.29	1.17		8.32

In Terms of our report of even date annexed

for SARC & Associates
Chartered Accountants
FRN : 006085NChandra Sekhar Akula
Partner

Membership No. 206704

UDIN: 24206704BKBAV54304

Dt: 13 -08-2024

Visakhapatnam

for and on behalf of board of directors of
RKEC Projects Limited

G.Venkata Ram Mohan

Whole Time Director

DIN: 06602693

Deepika Rathi

Company Secretary





RKEC PROJECTS LIMITED


RKEC Projects Limited

UN AUDITED CONSOLIDATED CASH FLOW STATEMENT FOR THE QTR ENDED 30-06-2024

An ISO 9001, 14001, and OHSAS 18001 Certified Company

CIN - I 45200AP2003PLC045799 Amount in Lacs

Particulars	Figures as at 30-06-2024	Figures as at 31-03-2024
Cash flow from Operating Activities		
Profit before Tax	730.86	2,823.55
Adjustments for		
Depreciation	214.36	811.64
Loss/(Profit) from Joint Venture	-	-
Loss/(Profit) on Sale of Fixed Assets	-	-
Interest Expense	415.30	1,457.86
Interest Income	-17.08	-161.60
Operating Profit before Working Capital changes	1,343.44	4,931.45
Adjustments for		
Increase/(Decrease) in Trade Payables	197.34	121.00
Increase/(Decrease) in Long Term Provisions	-	-3.11
Increase/(Decrease) in Short Term Provisions	184.30	-409.05
Increase/(Decrease) in Other Financial Liabilities	91.70	630.57
Increase/(Decrease) in Other Current Liabilities	-1,564.79	-2,614.95
(Increase)/Decrease in Trade Receivables	1,217.80	-1,113.35
(Increase)/Decrease in Inventories	-1,516.36	64.38
(Increase)/Decrease in Short Term Loans and Advances	-19.38	-12.17
(Increase)/Decrease in Other Current Assets	-347.73	1,518.35
(Increase)/Decrease in Deferred Tax Assets	125.13	127.32
Cash (used) in/generated from Operations	-288.57	3,240.44
Income Taxes paid	-199.40	-827.77
Net Cash from Operating Activities	-487.97	2,412.67
Cash Flow from Investing Activities		
Purchase of Fixed Assets, including Intangible Assets, CWIP and Capital Advances	-465.41	-747.12
CWIP	-158.08	-1,862.90
Investment in Joint Venture	-	-
Profi/(Loss) from Joint Venture	-	-
Proceeds from Sale of Fixed Assets	1.40	-
Bank Balances not considered as Cash and Cash Equivalents	-112.83	-656.54
Interest Received	17.08	161.60
Net Cash from Investing Activities	-717.85	-3,104.96
Cash Flow from Financing Activities		
Proceeds from (Repayment of) Long Term Borrowings	-177.85	-253.84
Proceeds from (Repayment of) Short Term Borrowings	872.72	3,029.64
Dividend (Interim) paid during the year (including Dividend Distribution Tax)	-	-
Interest Paid	-415.30	-1,457.86
Net Cash from Financing Activities	279.58	1,317.94
Net Increase/(Decrease) in Cash and Cash Equivalents	-926.24	625.65
Cash and Cash Equivalents at the beginning of the year	1,304.74	679.09
Cash and Cash Equivalents at the end of the year	378.50	1,304.74

**RKEC Projects Limited**

GST No. : 37AACCR9682A1Z8

10-12-1, 3rd Floor, Rednam Alcazar, Rednam Gardens, Opp. SBI Main Branch, Visakhapatnam-530 002

M: 0891-2574517 Tele Fax: 0891-2574703 Email: info@rkecprojects.com, Website: www.rkecprojects.com



Notes:

- 1 The Un Audited consolidated Financial statements for the Qtr ended 30 th Jun 2024 have been reviewed and recommended by the Audit committee at its meeting held on 13th Aug, 2024. The Statutory Auditor has given their Audit report on the Un Audited consolidated Financial for the Qtr ended 30 th Jun 2024 which reviewed by the audit committee and the board on 13 th Aug 2024.
- 2 The statutory auditors have carried out an Audit of the Consolidated financial results as required under Regulation 33 of the SEBI Listing Obligations and Disclosure Requirements) Regulations, 2015 ("Listing Regulations") and have issued an unmodified opinion thereon.
- 3 The Company elected to exercise the option permitted under section 115BAA of the Income Tax Act, 1961 as introduced by the Taxation Laws (Amendment) Ordinance, 2019. Accordingly, the Company has recognised provision for Income Tax and remeasured its deferred tax assets and liabilities, basis the rate prescribed in the said section.
- 4 There is a common CODM assesses the internal reports of all the projects that the company is undertaking and accordingly the resource allocation and the key decisions are being handled. Also that there is a commonality involved in all the projects that the company is undertaking with respect to the nature of the work, technicality involved, expertise etc., In view of the same, no separate reportable segments are identified by the Management for the purpose of reporting in the Financial statements.
- 5 The figures for the quarter ended Jun 30, 2024 are the balancing figures between audited figures for Year Ended March 31, 2024 and the unaudited figures for the three Months Period Ended Jun 30, 2024
- 6 The figures for the previous period have been regrouped / rearranged where ever consider necessary to confirm current period classification.
- 7 Contingent Liabilities As on 31st March 2023: As per Audited Financials contingent liabilities was Rs.27.56 cr. The company got a favorable order in appeal against VAT/Services Tax Rs 9.37 Cr. Further a favorable order from CESTAT a sum of Rs. 9.37 cr & Favourable order in appeal relating to Service Tax Rs 5.92 cr . There is a reduction in the contingent liabilities to the tune of 24.66 cr as on 31st Mar 202. This is a positive point towards credit rating / financial positive strength and borrowing powers for the company.

In Terms of our report of even date annexed

for SARC & Associates
Chartered Accountants

FRN: 096085N

Chandra Sekhar Anjala
Partner

Membership No. 206704

UDIN: 24206704BKBAS304

for and on behalf of board of directors of
RKEC Projects Limited

S. Venkata Ram Mohan
Whole Time Director

DIN: 06602693

Deepika Rathi
Company Secretary



Dt: 13 -08-2024
Visakhapatnam